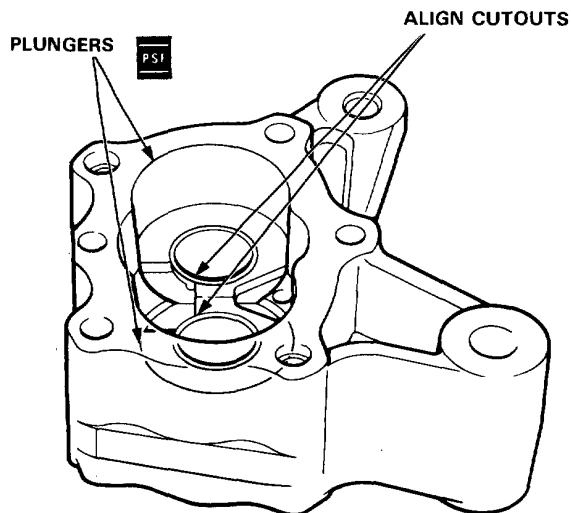


Steering Pump

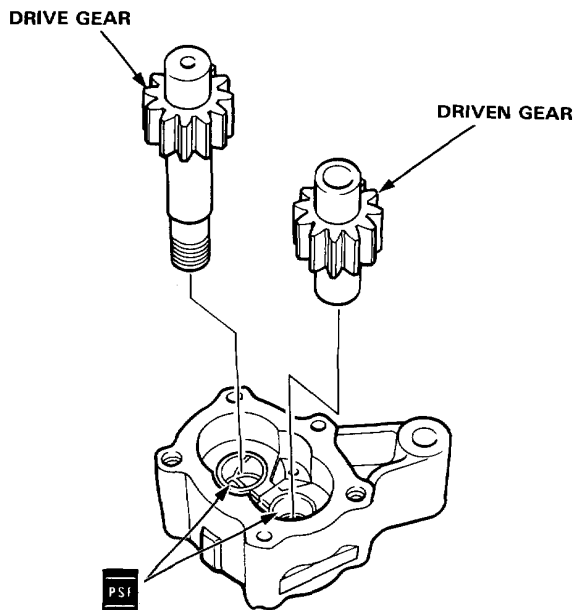
Housing Reassembly

1. Coat the outer surfaces of the plungers with power steering fluid, then install them in the pump housing. Make sure the plunger holes are positioned as shown.

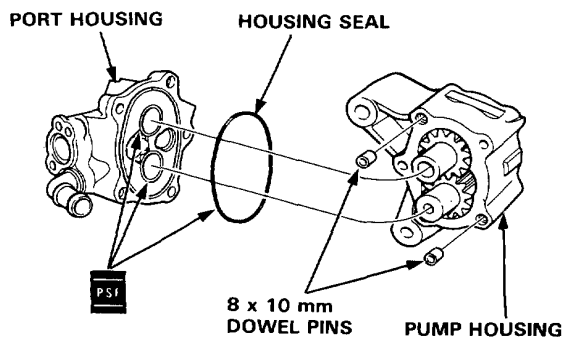
NOTE: Install the plungers so the cutouts are aligned as shown.



2. Coat the inside of the plungers with power steering fluid.
3. Install the pump drive and driven gears in the pump housing.



4. Coat the port housing groove with power steering fluid first, then position a new housing seal on the port housing.
5. Coat the bushings on the port housing with power steering fluid.
6. Install the dowel pins in the pump housing.
7. Install the port housing on the pump housing.



8. Coat the port housing groove with power steering fluid, then position a new housing seal on the pump housing.
9. Coat the new plunger seal with the power steering fluid and install it over the plungers.
10. Install the dowel pins in the pump housing.

